

COVER, HAND CHARGE HOLE, GE MAGNEBLAST AMH Page 5, Fig 2 (8037380) Control Panel, Item # 11 in GEI-88771



COVER, HAND CHARGE HOLE, GE MAGNEBLAST AMH Page 5, Fig 2 (8037380) Control Panel, Item # 11 in GEI-88771

Magne Blast Circuit Breaker GEI-88771




Fig. 1 (8037382) Manual Charging

1. Manual Charging Wrench
2. Hole for Spring Blocking Pin
3. Manual Charging Shaft
4. Bevel Gears
5. Closing Spring

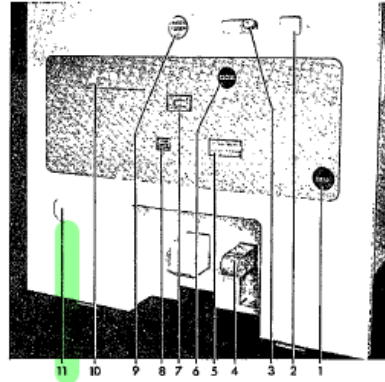


Fig. 2 (8037380) Control Panel

1. Trip Button
2. Position Indicator
3. Racking Screw Shutter
4. Position Stop Release
5. Charge-Discharge Indicator
6. Close Button
7. Open-Close Indicator
8. Operation Counter
9. Racking Screw Hole
10. Padlock Hole Cover
11. Hand-Charge Hole Cover




Fig. 3 (8037375) Right Side View ML-13A Operating Mechanism

1. Secondary Coupler
2. Interlock Switches
3. Auxiliary Switch
4. Latch Checking Switch
5. Spring Discharge Roller
6. Switch Cam
7. Closing Latch Roller
8. Closing Latch
9. Power Switches
10. Closing Spring
11. Motor
12. Control Relay
13. Spring Blocking Pin