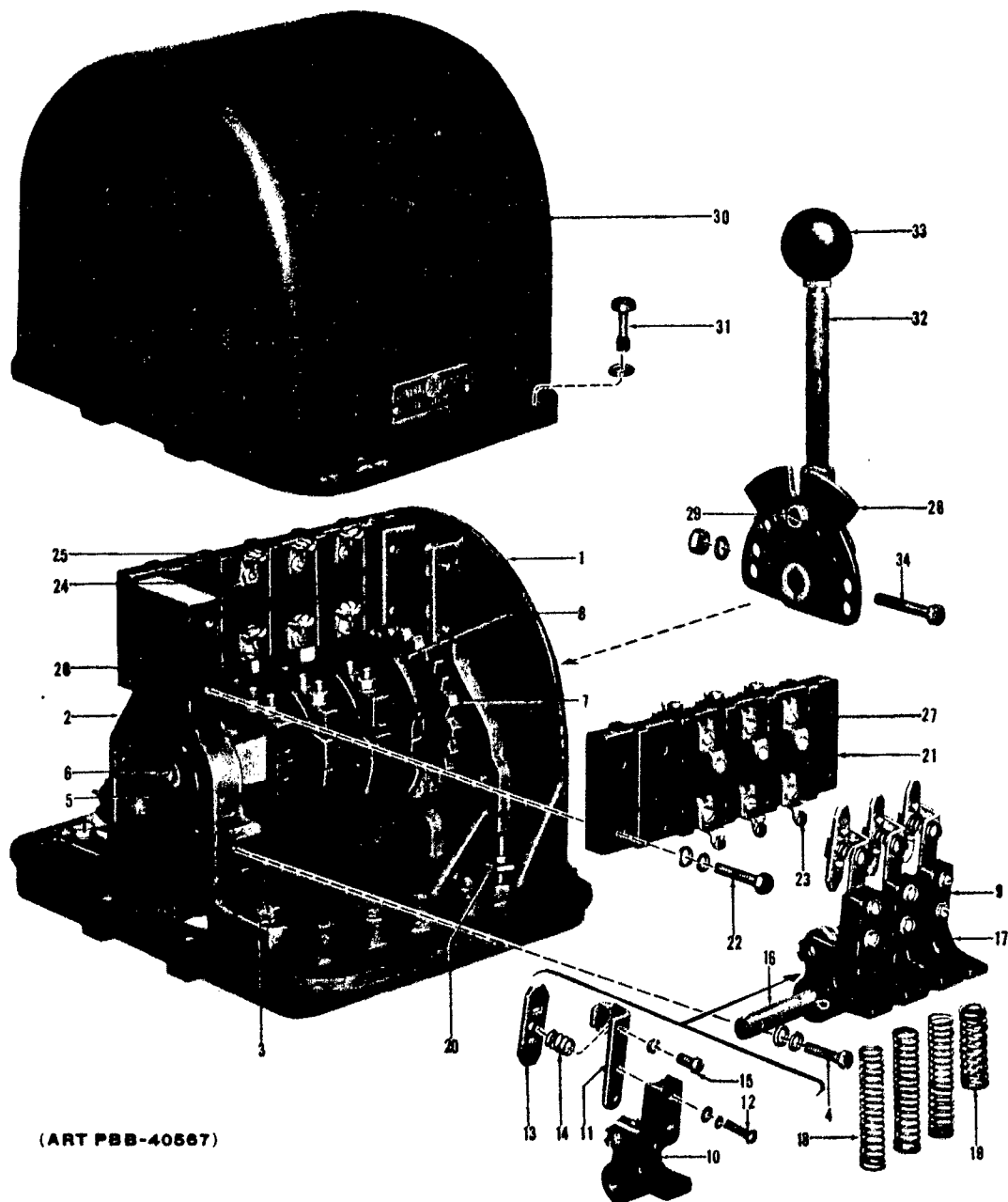


RENEWAL PARTS



IC3012-DD, -DF, -DH, -DK, AND -DM MASTER SWITCHES (also CR3012)



(ART PBB-40567)


IC3012-DD100 master switch

When ordering renewal parts, give quantity, catalog number, description of each item required, and complete nameplate reading.

GENERAL  ELECTRIC

IC3012 MASTER SWITCHES

HOW TO USE THIS BULLETIN



CR 3012-DM-500-AE

The two letters following the CR number denote the switch parts (DD, DF, etc.). To find the quantity required for your switch, obtain the type letters from the nameplate then refer to the appropriate column under "Master Switch Parts." Be sure you use the column with the heading matching the type letters in your nameplate.

The last two digits in the type designation are the operating mechanism code (00, 01, etc.). Obtain the code from the nameplate and then refer to the appropriate column under "Operating Mechanisms" (see listings beginning on page 3) for the quantity required for the operating mechanism for your switch.

Master Switch Parts

Ref. No.	No. Req. for CR3012-					Cat. No.	Description
	DD	DF	DH	DK	DM		
6			1			5741011P1	Camshaft
6				1	1	5741012P1	Camshaft
7	1	1	1	1	1	*5114021P1	Star wheel
7	1	1	1	1	1	*5114021P2	Star wheel
8	-	-	-	-	-	ø	Opera
9	4	6	8	10	12	2832807G1	
10	4	6	8	10	12	2832807G2	
11	4	6	8	10			

Operating Mechanisms

Ref. No.	No. Req. for Oper. Mech. Code								Cat. No.	Description	
	00	01	02	03	04	07	30	33			36
32	1							1		9781421G3	Ball an
33	1							1		5724555G1	Knob fo
34	1							1		N22P23024B	Screw
	1							1		168309	Key
35		1							1	2299643G3	Foot
36		1							1	2299637G1	
		1							1	2299638P1	
		3							3	220X02	
	00	01	02	03	04	07	30	33	36		

PARTS RECOMMENDED FOR NORMAL STOCK

Ref. No.	No. Req. for CR3012-					Cat. No.	Description
	DD	DF	DH	DK	DM		
13	4	6	8	10	12	3841733G1	Movable contact plate with tips
23	12	12	16	24	24	3803265G1	Stationary contact
14	4	6	8	10	12	2412995	Compression spring for movable contact plate
18	4	6	8	10	12	2281876	Compression spring for operating arm
19	2	2	2	2	2	2288665	Compression spring for pawl

MASTER SWITCH PARTS

Ref. No.	No. Req. for CR3012-					Cat. No.	Description
	DD	DF	DH	DK	DM		
1	1	1				5741585P1	Frame
1			1			5741586P1	Frame
1				1	1	5741587P1	Frame
2	1	1				3822098P4	Bearing bracket
2			1		1	2289172P12	Bearing bracket
2				1		2289167P12	Bearing bracket
3	2	2	2	2	2	N22P23016B	Screw fastening bearing bracket to frame (5/16 in. -18)
	1	1				2438155	Wire clamp
	2	2				N37P16006B	Screw fastening wire clamp to bearing bracket (10-32)
4	2	2	2	2	2	N39P21016B	Screw fastening shaft for operating arms to bearing bracket (1/4 in. -20)
5	2	2	2	2	2	8046676	Bushing
6	1	1				5741010P1	Camshaft
	DD	DF	DH	DK	DM		

IC3012 MASTER SWITCHES

GEF-3769A

Ref. No.	No. Req. for CR3012-					Cat. No.	Description
	DD	DF	DH	DK	DM		
6			1			5741011P1	Camshaft
6				1	1	5741012P1	Camshaft
7	1	1	1	1	1	*5114021P1	Star wheel for camshaft (5 points each side of center)
7	1	1	1	1	1	*5114021P2	Star wheel for camshaft (6 points each side of center)
8	-	-	-	-	-	∅	Operating cam
9	4	6	8	10	12	2832807G1	Operating arm with roller and contact plate
10	4	6	8	10	12	2832807G2	Operating arm with roller and pin
11	4	6	8	10	12	2435621	Support for contact plate
12	8	12	16	20	24	N37P16010B	Screw fastening contact plate support to operating arm (10-32)
13	4	6	8	10	12	3841733G1	Movable contact plate with tips
14	4	6	8	10	12	2412995	Compression spring for contact plate
15	4	6	8	10	12	N37P21008B	Retaining screw for compression spring (1/4 in.-20)
16	2	2				5742188	Shaft for operating arms
16			2			5742189	Shaft for operating arms
16				2		5742190	Shaft for operating arms
17	2	2	2	2	2	5747474G1	Pawl with bearing pin, and sleeve
18	4	6	8	10	12	2281876	Compression spring for operating arm
19	2	2	2	2	2	2288665	Compression spring for pawl
20	2	2	2	2	2	2289965	Spring seat for pawl
21	2	2				3822088	Molded support for stationary contacts
21			2			2446624	Molded support for stationary contacts
21				2	2	2446625	Molded support for stationary contacts
22	8	8	8	8	8	N26P21016B	Screw fastening molded support to frame (1/4 in.-20)
23	12	12	16	24	24	3803265G1	Stationary contact
24	12	12				2235141	Connection plate for stationary contact
24			16	24	24	2435614	Connection plate for stationary contact
25	12	12	16	24	24	2492953	Binding screw for connection plate
26	6	6	8	12	12	2435616	Stud fastening connection plate to insulation block
27	6	6	8	12	12	N37P16006B	Screw fastening stationary contact to stud (10-32)
28	2	2	2	2	2	9756535P1	Stop plate for operating handle
29	1	1	1	1	1	N22P25016B	Screw fastening stop plate to operating handle (3/8 in.-16)
30	1	1				5741584P1	Cover for switch
30			1			5741584P2	Cover for switch
30				1	1	5741584P3	Cover for switch
31	4	4	4	4	4	5742201	Screw fastening cover to frame
	DD	DF	DH	DK	DM		

OPERATING MECHANISMS

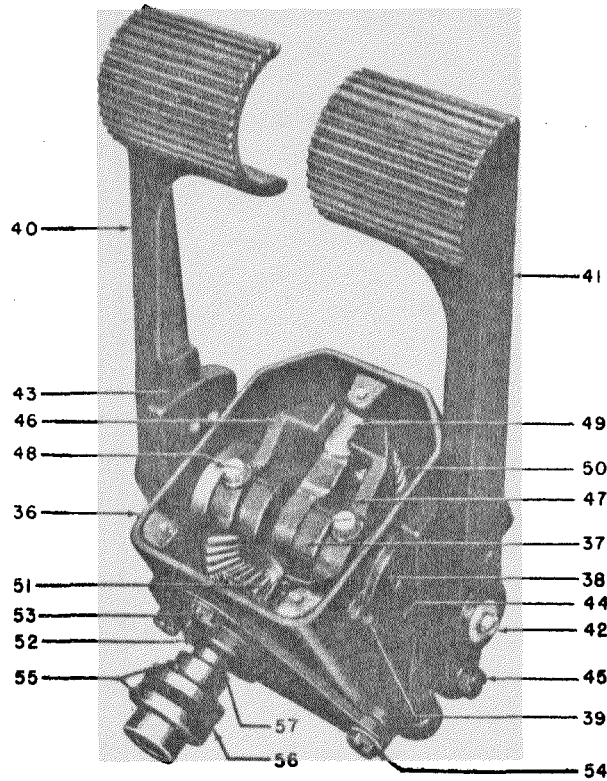
The last two digits in the type designation are the operating mechanism code (00, 01, etc.). Obtain the code from the nameplate and then refer to the appropriate column below for the quantity required for the operating mechanism for your switch.

Ref. No.	No. Req. for Oper. Mech. Code										Cat. No.	Description
	00	01	02	03	04	07	30	33	36			
32	1						1				9781421G3	Ball and rod operating mechanism
33	1						1				5724555G1	Knob for handle
34	1						1				N22P23024B	Screw fastening handle to shaft (5/16 in.-18)
	1						1				168039	Key locking handle to shaft
35		1								1	2299643G3	Foot mechanism, complete
36		1								1	2299637G1	Box with pivot
		1								1	2299638P1	Cover for box
		1								1	220X95	Packing between cover and box
		3								3	N26P21020B	Screw fastening cover to box (1/4 in.-20)
	00	01	02	03	04	07	30	33	36			

* Inspect the star wheel in your switch to determine number of points each side of center before selecting catalog number.

∅ Operating cams may be ordered by number shown on contact sequence point shipped with switch.

IC3012 MASTER SWITCHES



(PHOTO 869881)

Ref. 35

Ref. No.	No. Req. for Oper. Mech. Code										Cat. No.	Description
	00	01	02	03	04	07	30	33	36			
37		2								2	10805	Pipe plug for box
		2								2	N26P21016B	Screw fastening box to master switch (1/4 in.-20)
		1								1	N26P21010B	Screw fastening box to master switch (1/4 in.-20)
		1								1	2298068	Gasket between box and master switch
		2								2	4921052P3	Shaft for foot lever
		1								1	2210704G1	Supporting bracket for shafts and pinion
38		2								2	N26P25016B	Screw fastening supporting bracket to box (3/8 in.-16)
		2								2	2208082P11	Bearing for shaft
		4								4	2298067	Gasket between bearing and box
		6								6	N26P21010B	Screw fastening bearing to box (1/4 in.-20)
39		2								2	220X96	Grease seal for shaft
		4								4	80X212	Ball bearing for shaft
		2								2	2291290P8	Spacer on shaft between ball bearing and operating lever
40		1								1	2299639P2	Foot lever, right-hand
41		1								1	2299639P1	Foot lever, left-hand
42		2								2	N26P23006B	Screw fastening foot lever to shaft (5/16 in.-18)
43		2								2	2299639P3	Operating arm
44		2								2	N500P2532	Taper pin fastening arm to shaft
45		2								2	N26P29020B	Screw fastening foot lever to operating arm (1/2 in.-13)
46		1								1	2299641P2	Segment gear, right-hand
47		1								1	2299641P1	Segment gear, left-hand
48		2								2	N26P23032B	Screw fastening segment gear to shaft (5/16 in.-18)
49		1								1	2299552G2	Operating lever
50		1								1	5745061	Compression spring for operating lever
	00	01	02	03	04	07	30	33	36			

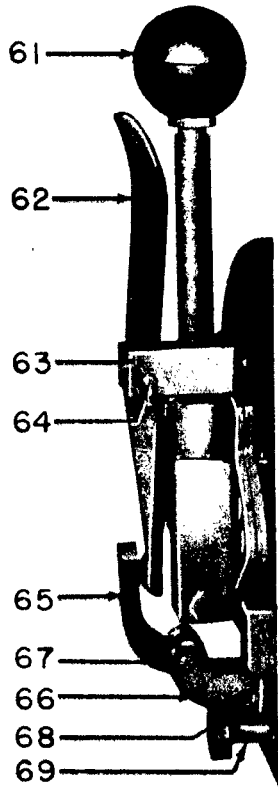
IC3012 MASTER SWITCHES

GEF-3769A

Ref. No.	No. Req. for Oper. Mech. Code										Cat. No.	Description
	00	01	02	03	04	07	30	33	36			
51		1								1	5745059P2	Spring seat, upper, for compression spring
		1								1	5745059P1	Spring seat, lower, for compression spring
		1								1	2298142	Pinion
											-----	Lubricant Essolube #70 or similar (2 quarts required)
52		1								1	5749003G1	Cover
		2								2	9658607P3	Gasket for cover
53		1								1	N26P21022B	Screw fastening cover to box (1/4 in. -20)
54		2								2	N26P21028B	Screw fastening cover to box (1/4 in. -20)
55		2								2	1650982P29	Coupling flange
56		1								1	1650982P30	Coupling key
57		1								1	2287848P54	Shaft
		1								1	2245900	Bushing for shaft
		1								1	87X562	Oil seal for shaft
		1								1	9779718P3	Bedplate for CR3012-DD and -DF switches only
		1								1	9779718P1	Bedplate for CR3012-DH switches only
		1								1	9779718P2	Bedplate for CR3012-DK and -DM switches only
58			1								9789084G1	Spring return operating assembly
59			1								5724555G1	Knob for handle
60				1						1	9781421G2	Operating handle mechanism with auxiliary switch
												Knob for handle
61				1						1	5724555G1	Operating lever
62				1						1	2289242P7	Support block for operating lever
63				1						1	2289943P1	Pin fastening support to handle
				2						2	9653048P19	Hinge pin for operating lever
64				1						1	9653048P18	Operating lever for auxiliary switch
65				1						1	9781420P1	Support for lever
66				1						1	9781420P3	Hinge pin for lever
67				1						1	5742163	Screw fastening support to box (8-32)
68				1						1	N37P15010B	Screw fastening support to box (8-32)
				1						1	N37P15018B	Operating pin for auxiliary switch
69				1						1	5742167	Auxiliary switch, complete
70				1						1	3845750G1	Base
71				1						1	2436833	Stationary contact with connection block, upper right-hand or lower left-hand
72				2						2	3845725G1	Stationary contact with connection block, upper left-hand or lower right-hand
				2						2	3845725G2	Screw fastening stationary contact to base (10-32)
73				2						2	N37P16006B	Binding screw for connection block
74				4						4	1487612	Operating plunger for contact plate
75				4						4	2480065	Compression spring for plunger
76				1						1	2238080	Insulation washer between spring and upper contact plate
77				1						1	2480067	Guide for plunger
78				1						1	2480066P1	Washer between guide and plunger
79				1						1	2236477	Screw fastening guide to plunger (4-40)
80				1						1	N37P9022B	Movable contact plate with tips, upper or lower
				2						2	3805658G8	Compression spring for movable contact plate
81				1						1	2411917	Support for auxiliary switch
				1						1	9644734	Screw fastening switch to support (8-32)
82				1						1	N37P15012B	Screw fastening support in position (8-32)
				2						2	N51P15012B	Insulation between auxiliary switch and box
83				1						1	5742164	Screw fastening insulation to box
				4						4	262X82	Terminal board
				1						1	5908303G2	Screw fastening terminal board in position (8-32)
				2						2	N37P15016B	Ball and rod mechanism with off-position latch
					1						9781422G2	
	00	01	02	03	04	07	30	33	36			


† Parts except knob, are not furnished for this mechanism because special fixtures are required for its assembly.

IC3012 MASTER SWITCHES



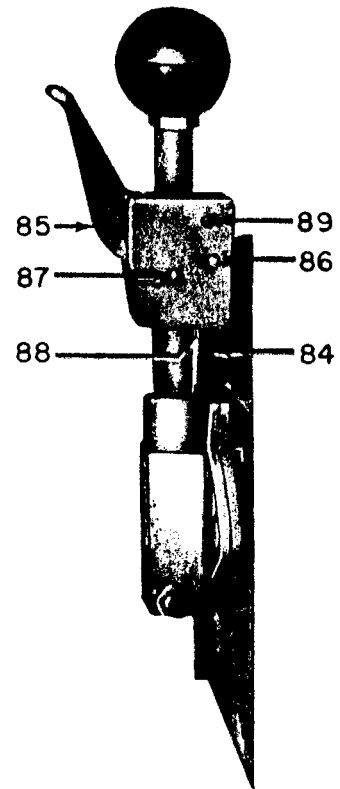
(PHOTO 1088107)

Ref. 60



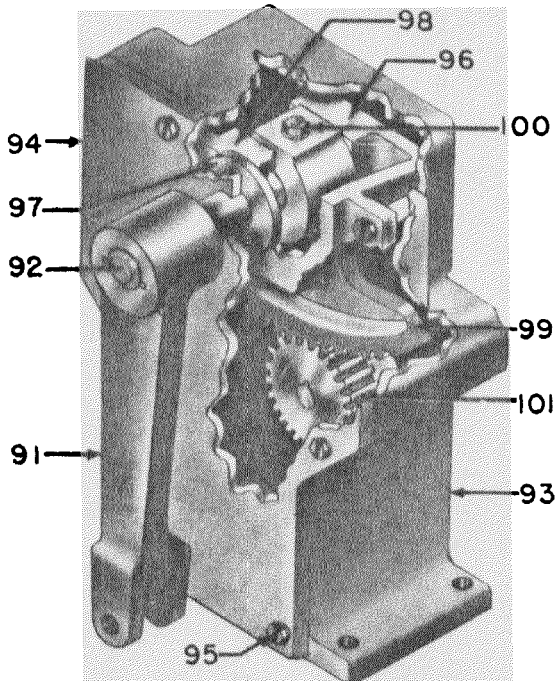
(PHOTO 1088108)

Ref. 58



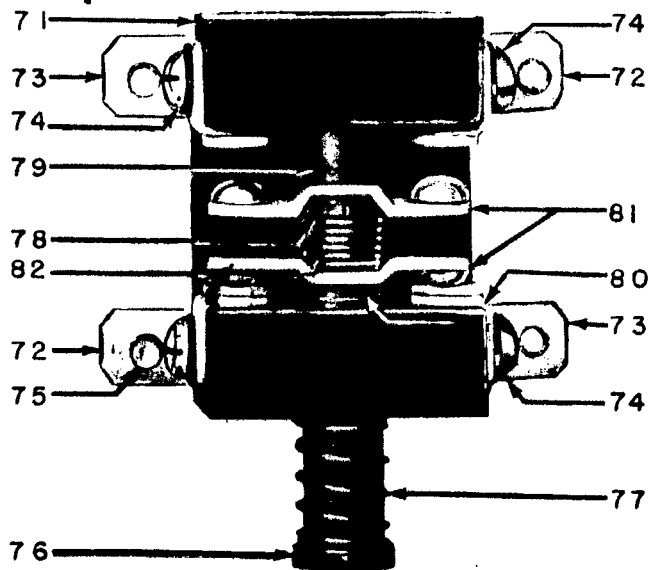
(PHOTO 1088106)

Ref. 83



(ART PBA-37334)

Ref. 90



(PHOTO 480885)

Ref. 70

IC3012 MASTER SWITCHES

GEF-3789A

Ref. No.	No. Req. for Oper. Mech. Code										Cat. No.	Description
	00	01	02	03	04	07	30	33	36			
84					1						9723500P1	Latch
85					1						9781420P2	Lever for latch
86					1						5721955P7	Pivot pin fastening latch to lever
87					1						5721955P7	Pivot pin fastening lever to handle
88					1						2416834	Compression spring for latch
89					1						9653048P17	Groove pin for operating lever
90						1					5129064G1	Under lever operating mechanism
91						1					2299996P10	Operating lever
92						1					5149285P1	Operating shaft
						1					2292483P35	Key fastening lever to shaft
						1					N70P2110B	Screw locking shaft to lever
93						1					5129067P1	Gear case
94						1					5119697P1	Cover plate for gear case
95						6					N26P21012B	Screw fastening cover to gear box (1/4 in. -20)
96						1					5119698P1	Bearing bracket for shaft
97						1					9645283	Washer for shaft
98						2					371X86	Bushing for shaft
99						1					5119699P1	Gear, upper
100						1					9645293	Screw fastening upper gear to shaft
101						1					5149284P1	Gear, lower
	00	01	02	03	04	07	30	33	36			

LOCK WASHERS

Cat. No.	Description
N405P39C3	For No. 10 screw
N405P41C3	For 1/4 in. screw
N405P42C3	For 5/16 in. screw
N405P43C3	For 3/8 in. screw
N405P45C3	For 1/2 in. screw
N405P65C3	For No. 4 screw
N405P68C3	For No. 8 screw

NUTS

N210P16B	10-32, hex. std
N203P21B	1/4 in. -20, hex. std
N203P23B	5/16 in. -18, hex. std
N203P25B	3/8 in. -16, hex. std

PLAIN WASHERS

Cat. No.	Description
N402P5B	For No. 4 screw
N402P8B	For No. 8 screw
N402P9B	For No. 10 screw
N402P11B	For 1/4 in. screw
N402P12B	For 5/16 in. screw
N402P13B	For 3/8 in. screw
N402P15B	For 1/2 in. screw

COTTER PIN

N503P1212B	1/8 in. by 3/4 in.
------------	--------------------